



THE SCHOOL DISTRICT OF
PHILADELPHIA

JOHN F. MCCLOSKEY SCHOOL

2021-22 SCHOOL PROGRESS REPORT ON EDUCATION AND EQUITY

School Code | 6310 Sector | District Network | Network 6
Principal Name | Mr John Spencer
Address | 8500 Pickering Ave
Phone | 215-400-3380 Website | mccloskey.philasd.org/
Report Type | K-8 School Grades in Report | K-8
Admissions Category | Neighborhood
Turnaround Model | N/A
Receives HS Report | No
Oct 1 Enrollment | 279

Student Enrollment and Demographics



- 0.0% American Indian / Alaskan Native
- 0.0% Asian
- 94.3% Black / African American
- 2.2% Hispanic / Latino
- 2.9% Multi Racial / Other
- 0.0% Native Hawaiian / Pacific Islander
- 0.7% White

306

Total Number of Students Served for
10+ Days Over the Year

15.8%

% Students with IEPs

1.1%

% English Learners

73.8%

% Economically Disadvantaged

Student Attendance

36.9%

% Students Attending at Least 95%
of Instructional Days

60.8%

% Students Attending at Least 90%
of Instructional Days

Score Level

Level 5

Performance

At or Above Target in
0 out of 6 Eligible Metrics

0.0 %


Improvement

Insufficient Data for Score

Goal Performance (All Students)

GOAL 1 | PSSA ELA % of Students Proficient
or Advanced (Grades 3-8)

Score: 24.1 %




-18.4 pts from 2021-2022 target

NOT MEETING

no data prior year

GOAL 2 | PSSA ELA % of Students Proficient
or Advanced (Grade 3)

Score: 17.2 %



-22.1 pts from 2021-2022 target

NOT MEETING

no data prior year

GOAL 3 | PSSA Math % of Students Proficient
or Advanced (Grades 3-8)

Score: 4.6 %



-24.1 pts from 2021-2022 target

NOT MEETING

no data prior year

- Meeting Target
- Not Meeting Target

Performance

Improvement

Level

American Indian / Alaskan Native

Insufficient Data
for Score

Insufficient Data
for Score

Asian

Insufficient Data
for Score

Insufficient Data
for Score

Black / African American

Insufficient Data
for Score

Insufficient Data
for Score

Hispanic / Latino

Insufficient Data
for Score

Insufficient Data
for Score

Multi Racial / Other

Insufficient Data
for Score

Insufficient Data
for Score

Native Hawaiian / Pacific Islander

Insufficient Data
for Score

Insufficient Data
for Score

White

Insufficient Data
for Score

Insufficient Data
for Score

English Learners

Insufficient Data
for Score

Insufficient Data
for Score

Students with IEPs

Insufficient Data
for Score

Insufficient Data
for Score

Economically Disadvantaged

Insufficient Data
for Score

Insufficient Data
for Score

Reading/ELA: Every Student Reads On or Above Grade Level

Goal 1 - Reading Grades 3-8

School Code | 6310 School Name | John F. McCloskey School

Goal 1: The percentage of students in grades 3-8 who are proficient on the state ELA assessment will grow from 35.7% in August 2019 to 65.0% by August 2026

PSSA ELA: % of Students Proficient or Advanced, Grades 3-8

All Students, 203 students

Score: 24.1 %



2021-2022 Target: 42.5 %

-18.4 pts from target

2025-2026 Goal: 65.0 %

-40.9 pts from target

NOT MEETING

no data prior year



- Meeting Target
- Not Meeting Target

American Indian / Alaskan Native

Insufficient Sample

Asian

Insufficient Sample

Black / African American, 194 students

Score: 25.3 %

-17.2 pts from target

NOT MEETING

no data prior year



Hispanic / Latino

Insufficient Sample

Multi Racial / Other

Insufficient Sample

Native Hawaiian / Pacific Islander

Insufficient Sample

White

Insufficient Sample

English Learners

Insufficient Sample

Students with IEPs, 44 students

Score: 9.1 %

-33.4 pts from target

NOT MEETING

no data prior year



Economically Disadvantaged, 151 students

Score: 24.5 %

-18.0 pts from target

NOT MEETING

no data prior year



Reading/ELA: Every Student Reads On or Above Grade Level

Goal 2 - Reading Grade 3

School Code | 6310 School Name | John F. McCloskey School

Goal 2: The percentage of 3rd grade students who are proficient on the state ELA assessment will grow from 32.5% in August 2019 to 62.0% by August 2026

PSSA ELA: % of Students Proficient or Advanced, Grade 3

All Students, 29 students

Score: 17.2 %



2021-2022 Target: 39.3 %

-22.1 pts from target

2025-2026 Goal: 62.0 %

-44.8 pts from target

NOT MEETING

no data prior year



- Meeting Target
- Not Meeting Target

American Indian / Alaskan Native

Insufficient Sample

Asian

Insufficient Sample

Black / African American, 28 students

Score: 17.9 %

-21.4 pts from target

NOT MEETING

no data prior year



Hispanic / Latino

Insufficient Sample

Multi Racial / Other

Insufficient Sample

Native Hawaiian / Pacific Islander

Insufficient Sample

White

Insufficient Sample

English Learners

Insufficient Sample

Students with IEPs

Insufficient Sample

Economically Disadvantaged, 24 students

Score: 16.7 %

-22.6 pts from target

NOT MEETING

no data prior year



Math & Science: Every Student Performs On or Above Grade Level

Goal 3 - Math Grades 3-8

School Code | 6310 School Name | John F. McCloskey School

Goal 3: The percentage of students in grades 3-8 who are proficient on the state Math assessment will grow from 21.6% in August 2019 to 52.0% by August 2026

PSSA Math: % Students Proficient or Advanced, Grades 3-8

All Students, 198 students

Score: 4.6 %



2021-2022 Target: 28.7 %

-24.1 pts from target

2025-2026 Goal: 52.0 %

-47.4 pts from target

NOT MEETING

no data prior year

PSSA Science

% of Students Proficient or
Advanced in Science
(Grades 4 and 8)

23.7 %

14 out of 59 students

American Indian / Alaskan Native

Insufficient Sample

Asian

Insufficient Sample

Black / African American, 188 students

Score: 4.8 %

-23.9 pts from target

NOT MEETING

no data prior year

Hispanic / Latino

Insufficient Sample

Multi Racial / Other

Insufficient Sample

Native Hawaiian / Pacific Islander

Insufficient Sample

White

Insufficient Sample

English Learners

Insufficient Sample

Students with IEPs, 43 students

Score: 2.3 %

-26.4 pts from target

NOT MEETING

no data prior year

Economically Disadvantaged, 145 students

Score: 4.8 %

-23.9 pts from target

NOT MEETING

no data prior year

Climate, Culture & Opportunity

Guardrail 1 - Welcoming and Supportive Schools

School Code | 6310 School Name | John F. McCloskey School

Guardrail 1: Every school will be a safe, welcoming and healthy place where our students, staff and community want to be and learn each day. This means that our schools will be: 1) environmentally safe and clean; and 2) spaces with inclusive climates that provide students with access to robust social, emotional, and mental health supports.

School Climate Score	School Climate Survey		
Insufficient Sample	Insufficient Sample <i>Student Rating</i>	Insufficient Sample <i>Parent Rating</i>	Insufficient Sample <i>Teacher Rating</i>
School Instruction Score	School Instruction Survey		
Insufficient Sample	Insufficient Sample <i>Student Rating</i>	Insufficient Sample <i>Parent Rating</i>	Insufficient Sample <i>Teacher Rating</i>

- Meeting Target
- Not Meeting Target



No



School Has at Least 2 Behavioral/Mental Health Support FTEs per 500 Students

Climate, Culture & Opportunity

Guardrail 1 - Welcoming and Supportive Schools

School Code | 6310 School Name | John F. McCloskey School

Guardrail 1: Every school will be a safe, welcoming and healthy place where our students, staff and community want to be and learn each day. This means that our schools will be: 1) environmentally safe and clean; and 2) spaces with inclusive climates that provide students with access to robust social, emotional, and mental health supports.

% of Students Attending at Least 95% of Instructional Days		% of Students Attending	
All Students: 306 Students		Greater Than 95% of Instructional Days	36.9 %
Score: 36.9 %		90-95% of Instructional Days	23.9 %
		85-90% of Instructional Days	13.1 %
2021-2022 Target: 52.9 % -16.0 pts from target		80-85% of Instructional Days	6.2 %
2025-2026 Goal: 60.0 % -23.1 pts from target		Less than 80% of Instructional Days	19.9 %
NOT MEETING		no data prior year	
% of Students Attending at Least 90% of Instructional Days		Additional Metrics	
All Students: 306 Students		36.0%	73.9%
Score: 60.8 %		% of Teachers Attending at Least 95% of Work Days (Cumulative)	Teacher Annual Retention
		84.2%	10.5%
2021-2022 Target: 82.3 % -21.5 pts from target		% of Teachers Receiving a Proficient MMS Rating	% of Teachers Receiving a Distinguished MMS Rating
2025-2026 Goal: 94.0 % -33.2 pts from target			
NOT MEETING			

- Meeting Target
- Not Meeting Target

Climate, Culture & Opportunity




Guardrail 2 - Enriching and Well-rounded School Experiences

Guardrail 3 - Partnering with Parents / Family Members

School Code | 6310 School Name | John F. McCloskey School

Guardrail 2: Every student will have a well-rounded education with co-curricular opportunities, including arts and athletics, integrated into the school experience.

Guardrail 3: Every parent and guardian will be welcomed and encouraged to be partners in their child’s school community.

% of Students Participating in Visual / Performing Arts		School Relationship Score	
<div><div>% of Students Participating in Visual / Performing Arts</div><div>100.0 %</div><div>256 out of 256 students</div></div>		Insufficient Sample	
		Additional Metrics	
		<div><div></div><div>Yes</div><div>School Has a SAC/Parent Advisory Group</div></div>	
		<div><div></div><div>Yes</div><div>School Has a SAC/Parent Advisory Group That Meets Regularly</div></div>	
		<div><div></div><div>4</div><div>Number of SAC/Parent Advisory Group Meetings</div></div>	

- Meeting Target
- Not Meeting Target

Climate, Culture & Opportunity

Guardrail 4 - Addressing Racist Practices

School Code | 6310 School Name | John F. McCloskey School

Guardrail 4: Our students' potential will not be limited by practices that perpetuate systemic racism and hinder student achievement.

